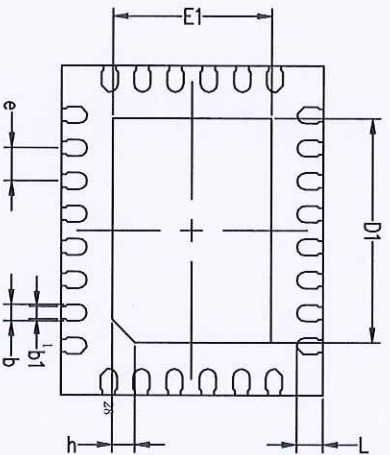
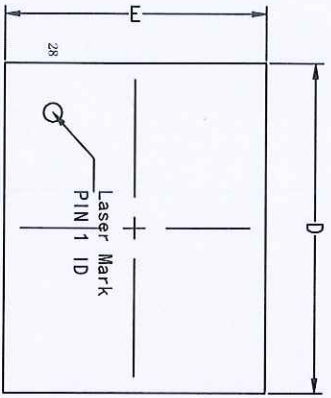


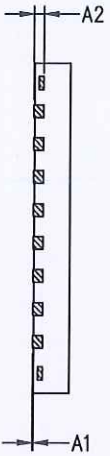
Top view

Side view

Bottom view



Side view



COMMON DIMENSIONS
(UNITS OF MEASURE=MILLIMETER)

	SYMBOL	MIN	NOM	MAX
TOTAL THICKNESS	A	0.70	0.75	0.80
STAND OFF	A1	0.00	0.02	0.05
L/F THICKNESS	A2	0.203REF		
LEAD WIDTH	b	0.20	0.25	0.30
LEAD REAR WIDTH	b1	0.19REF		
BODY SIZE X	D	4.90	5.00	5.10
EP SIZE X	D1	3.50	3.65	3.80
BODY SIZE Y	E	3.90	4.00	4.10
EP SIZE Y	E1	2.5	2.65	2.80
LEAD PITCH	e	0.50BSC		
LEAD LENGTH	L	0.35	0.40	0.45
CHAMFER	h	0.30	0.35	0.40
L/F PAD SIZE	X	3.90	Y	2.90

A	INITIAL ISSUE	豆保亮	2022/10/14
	INITIAL DRAWING	盛高红	2021/10/29
REV	DESCRIPTION OF CHANGE	DRAWER	ISSUE DATE
TITLE	0.50QFN5x4-28-0.75 POD		
DWG No.	C-0L-252	MATERIAL	



X	REV	A	SHEET	1/1	DWN	豆保亮	2022/10/14
X.X			SCALE	1:1	CKD		
X.XX			UNIT	MM	APPD		
X.XXX							

